




**Kinder- und Jugend-
psychiatrie / Psychotherapie**
Universitätsklinikum Ulm

**17th International Congress of ESCAP
Geneva
July, 11th, 2017**





**Kinder- und Jugend-
psychiatrie / Psychotherapie**

Universitätsklinikum Ulm

Delinquency in the long term outcome of institutionalized children

**Jörg M. Fegert, Claudia Dölitzsch, Nils Jenkel, Klaus Schmeck,
Marc Schmid**





Swiss study ...

... for clarification and goal-attainment in youth welfare and juvenile justice institutions (MAZ.)

Funded by the Federal Office of Justice in Switzerland

Involved study sites: Basel, Lausanne, Ulm

Measures:

- Epidemiology (t1): anamnesis, mental health (dimensionally and categorically), goal attainment
- Evaluation after one year (t2)
- Criminal records



Time-line

MAZ. 1

German Speaking Part

MAZ. 2

German Speaking Part

French Speaking Part

Italian Speaking Part

2007

Summer 2009

2011



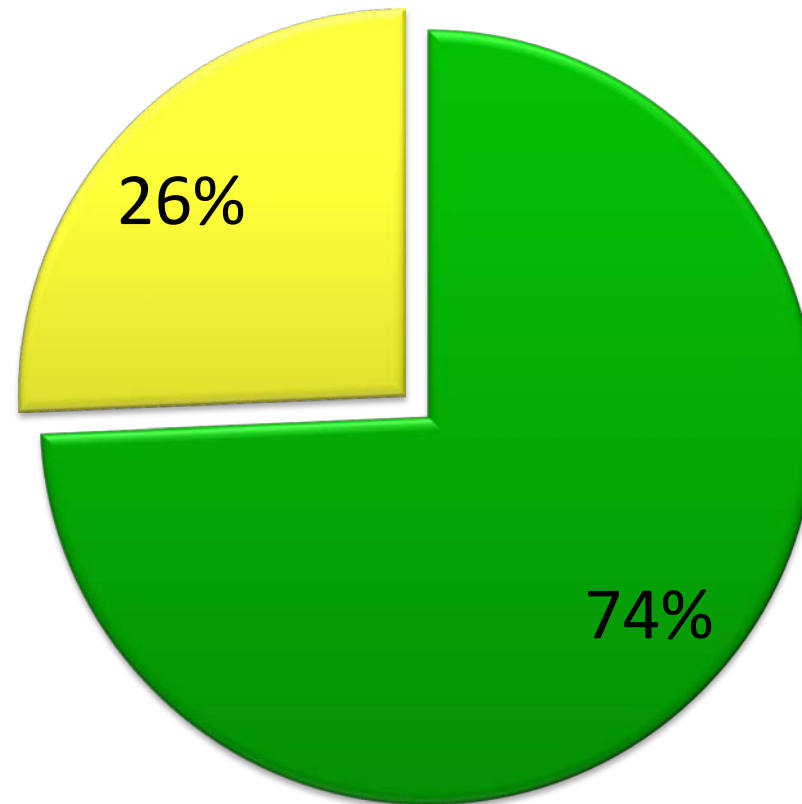
Description of sample

	MAZ. 1	MAZ. 2			MAZ. 1 & 2
	<i>German</i>	<i>German</i>	<i>French</i>	<i>Italian</i>	TOTAL
institutions	31	19	20	6	64
subjects	329	100	102	61	592
age (sd)	17.2 (2.7)	15.4 (2.7)	14.6 (2.9)	14.0 (3.3)	16.1 (3.1)
male	244 (74%)	62 (62%)	63 (62%)	33 (54%)	402 (68%)
female	85 (26%)	38 (38%)	39 (38%)	28 (46%)	190 (32%)
placement					
civil	145 (45%)	67 (70%)	69 (68%)	31 (51%)	312 (54%)
penal	112 (35%)	10 (10%)	26 (26%)	-	148 (26%)



6-month-prevalence of diagnoses (ICD-10)

■ at least one disorder ■ no disorder



N=483





Top 12 diagnoses

Category	Diagnosis / Group	n	%
F91	Conduct disorders	81	16.9%
F90.1	Hyperkinetic conduct disorder	64	13.3%
F92	Mixed disorders of conduct and emotions	63	13.1%
F12.1/ F12.2	Mental and behavioral disorders due to use of cannabinoids	53	11.0%
F61	Mixed and other personality disorders	42	9.6%
F40	Phobic anxiety disorders	37	7.7%
F90.0	Disturbance of activity and attention	28	5.8%
F32	Depressive episode	24	5.0%
F60.3	Emotionally unstable personality disorder, borderline type	19	4.3%
F43.2/ F43.8	Adjustment disorders/ Other reactions to severe stress	20	4.2%
F43.0/ F43.1	Reaction to severe stress/ PTSD	19	4.0%
F10.1/F10.2	Mental and behavioural disorders due to use of alcohol	17	3.5%

N=483/439





Self-reported potentially traumatic experiences (ETI)

Traumatic experiences	Prevalence
Death of an important person	42.9%
Violent attack (unknown person)*	31.5%
Violent attack (known person)*	30.2%
Serious disease	28.6%
Serious accident, fire, or explosion	28.1%
Neglect*	23.6%
Imprisonment	17.9%
Natural disaster	17.0%
Sexual abuse (unknown person)*	12.8%
Sexual abuse (known person)*	8.8%
Stay in a war zone	2.8%
Torture	2.1%
Any experience	77.1%
Interpersonal experience	55.7%
Number of traumatic experiences	<i>M</i> =2.4 (<i>SD</i> =2.1)

* interpersonal traumatic experiences



Follow up of criminal records 5-9 years after MAZ study

2016:

Request of criminal records of all participants of the MAZ study and of the participants of a school sample from the Federal Statistical Office, Switzerland



Schweizerische Eidgenossenschaft
Confédération suisse
Confederazione Svizzera
Confederaziun svizra

Eidgenössisches Departement des Innern EDI
Bundesamt für Statistik BFS
Direktion

Nr. 140285
Typ Ausland - Verknüpfung

Ref. 650.1-1

Vertrag über die einmalige Lieferung von Einzel- daten (ohne Personenbezeichnung) ins Ausland

zwischen der

Schweizerischen Eidgenossenschaft

(im folgenden „*Datenlieferantin*“)

vertreten durch

das Bundesamt für Statistik (BFS), Espace de l'Europe 10, 2010 Neuchâtel

und

Universitätsklinik für Kinder- und Jugendpsychiatrie Ulm

(im folgenden „*Datenempfängerin*“)

Prof. Dr. Jörg M. Fegert

Steinhölvelstrasse 5

89075 Ulm

Deutschland

Datensatz aus der Jugendstrafurteils- und Strafurteilsstatistik (verknüpft)

In Zusammenhang mit dem Projekt : Universitäre Psychiatrische Kliniken Basel

Kinder- und Jugendpsychiatrische Klinik ref. 140281

Dieser Vertrag ersetzt Vertrag 08168.



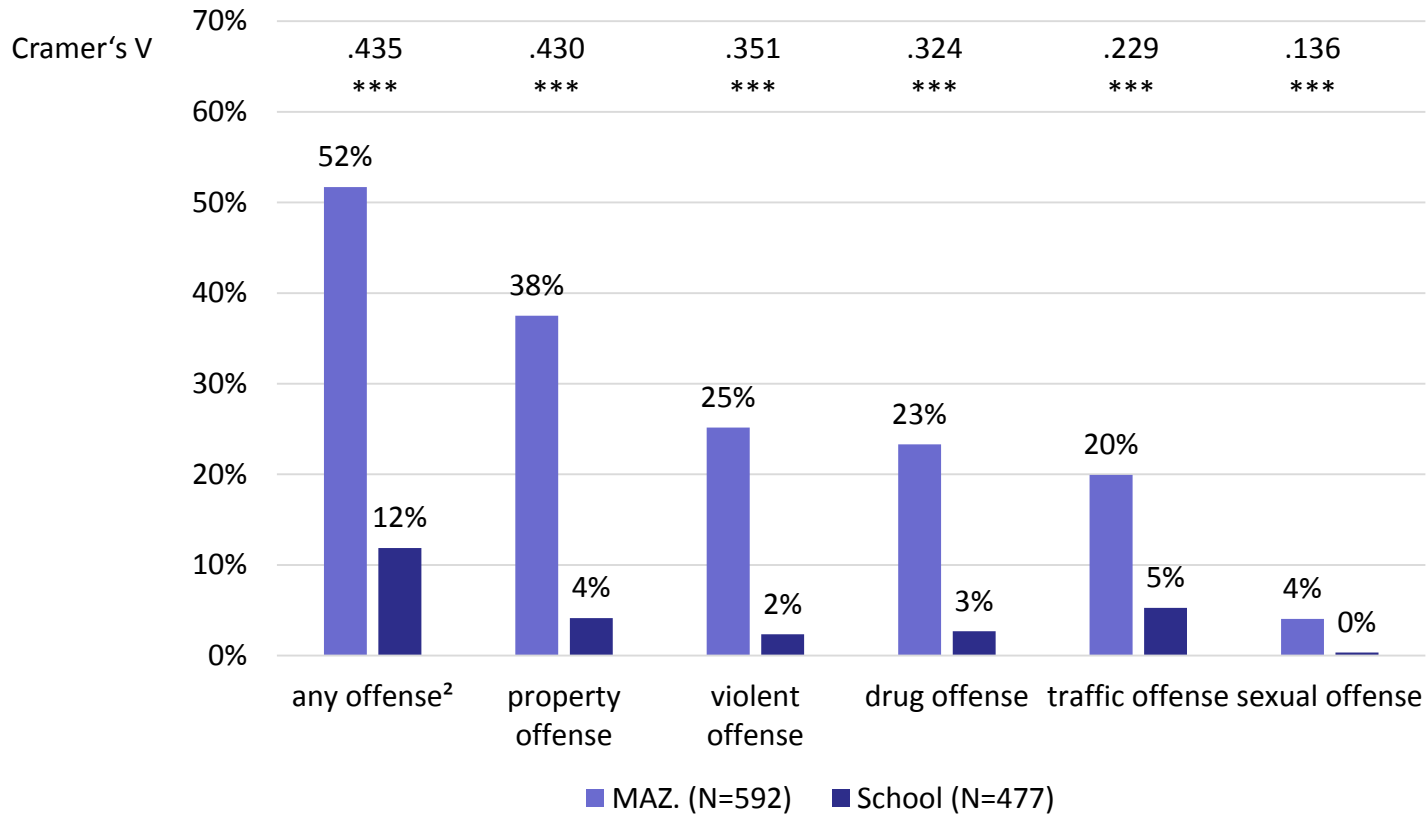


Results



At least one offense: MAZ. vs. school sample

Proportion of participants of the MAZ. study / of the school sample who were judged for at least one of the listed offenses



² Property offenses, violent offenses, drug offenses, traffic offenses, sex offenses, other offenses

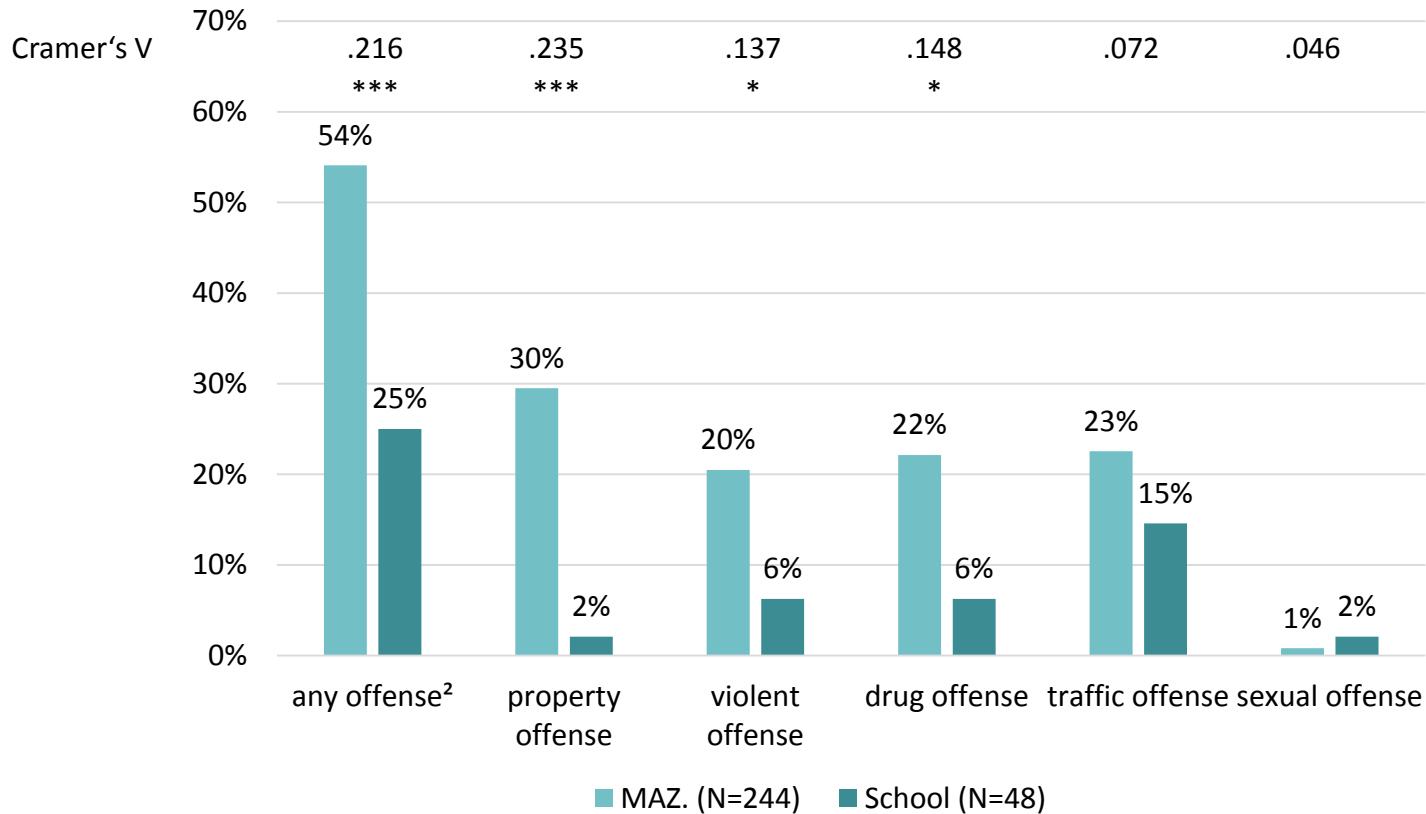
*** p<.001





Recidivism: MAZ. vs. school sample

Proportion of participants of the MAZ. study / of the school sample who were judged for at least one of the listed offenses after the end of MAZ. / after answering questionnaire in school and were judged for any offense before the end of MAZ. / before answering questionnaire in school



² Property offenses, violent offenses, drug offenses, traffic offenses, sex offenses, other offenses

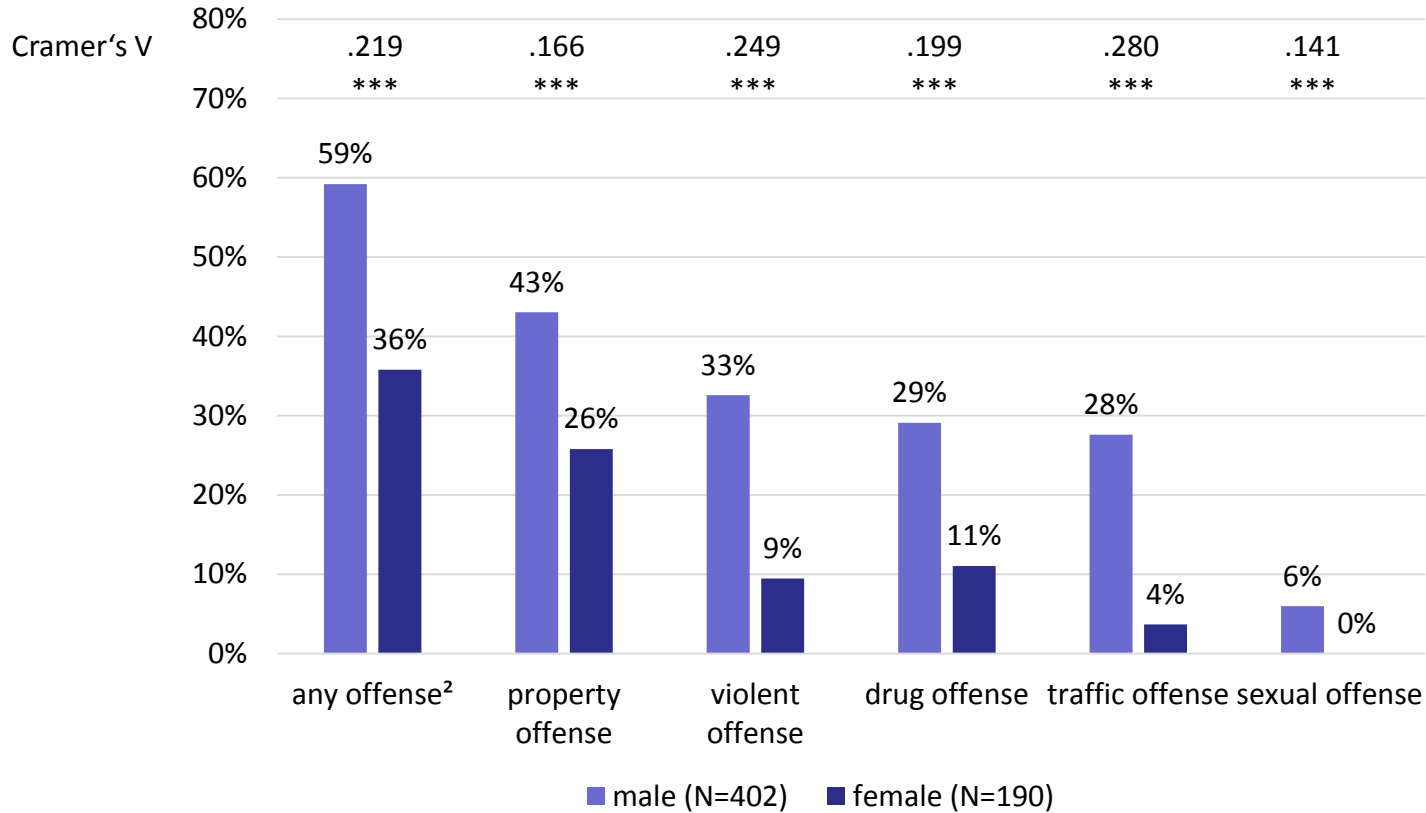
* p<.05





At least one offense: gender

Proportion of males/females who were judged for at least one of the listed offenses



² Property offenses, violent offenses, drug offenses, traffic offenses, sex offenses, other offenses

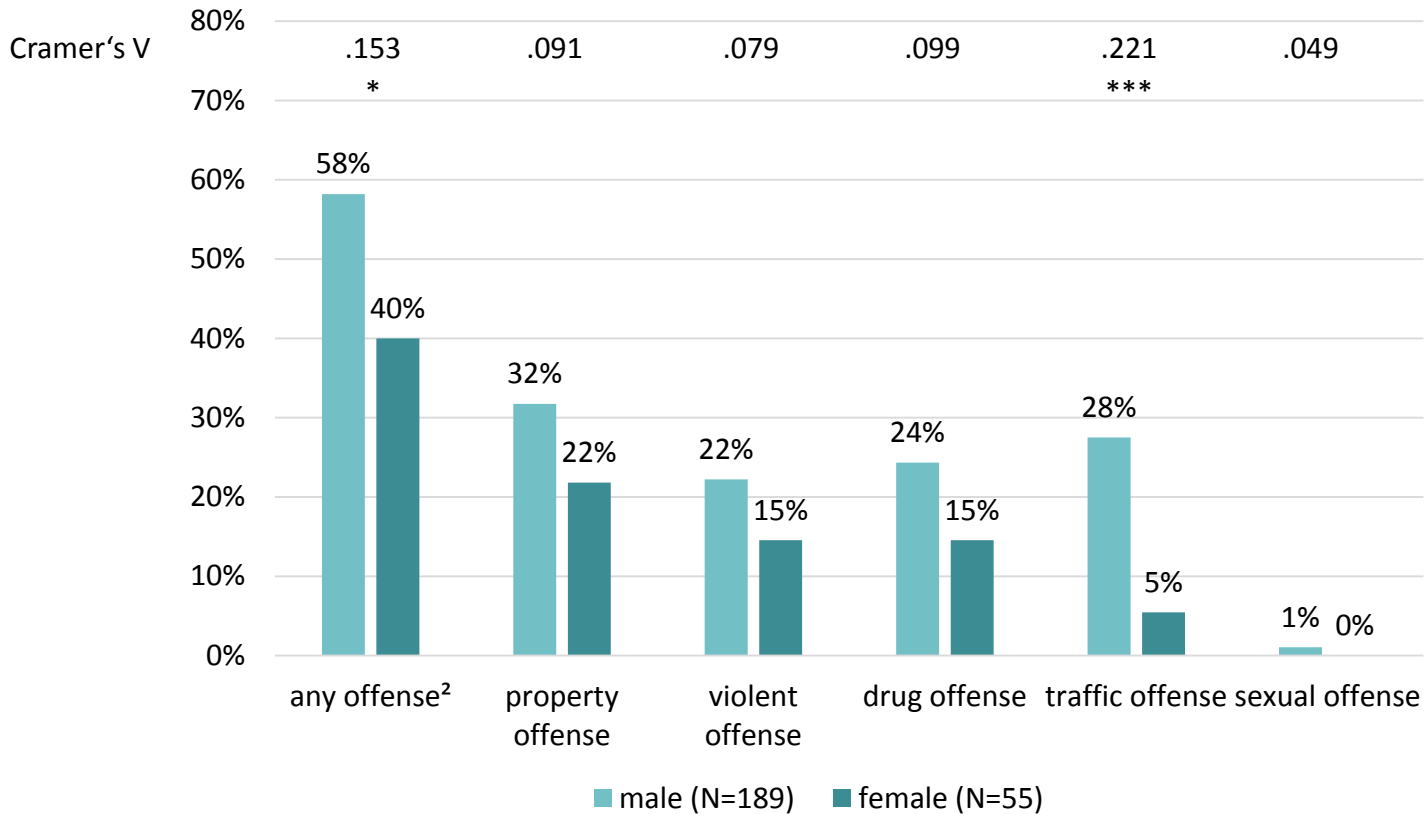
*** p<.001





Recidivism: gender

Proportion of males/females who were judged for at least one of the listed offenses after the end of MAZ, and were judged for any offense before the end of MAZ.



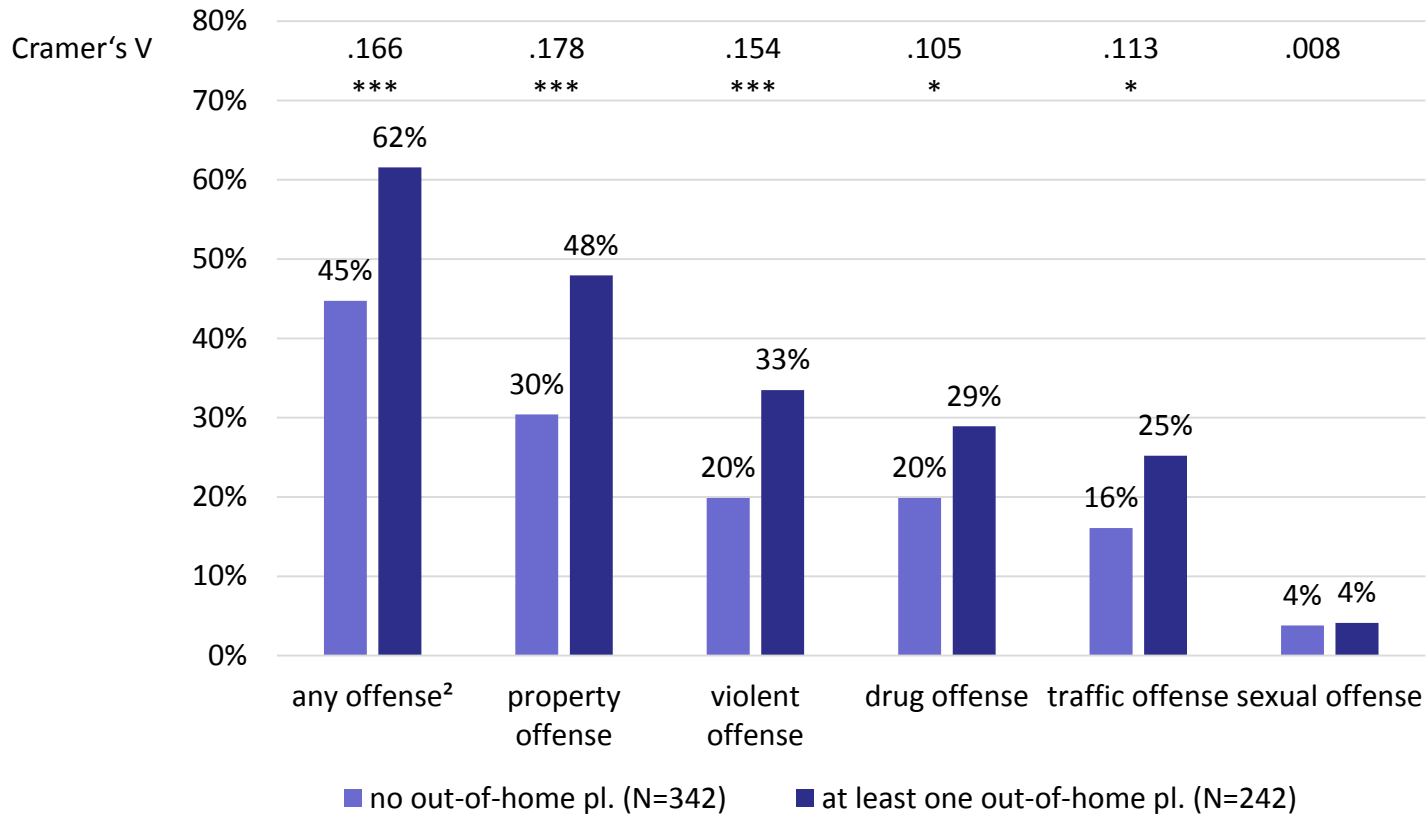
² Property offenses, violent offenses, drug offenses, traffic offenses, sex offenses, other offenses

* p<.05 , *** p<.001



At least one offense: earlier out-of-home placements

Proportion of participants with/without earlier out-of-home placements who were judged for at least one of the listed offenses



² Property offenses, violent offenses, drug offenses, traffic offenses, sex offenses, other offenses

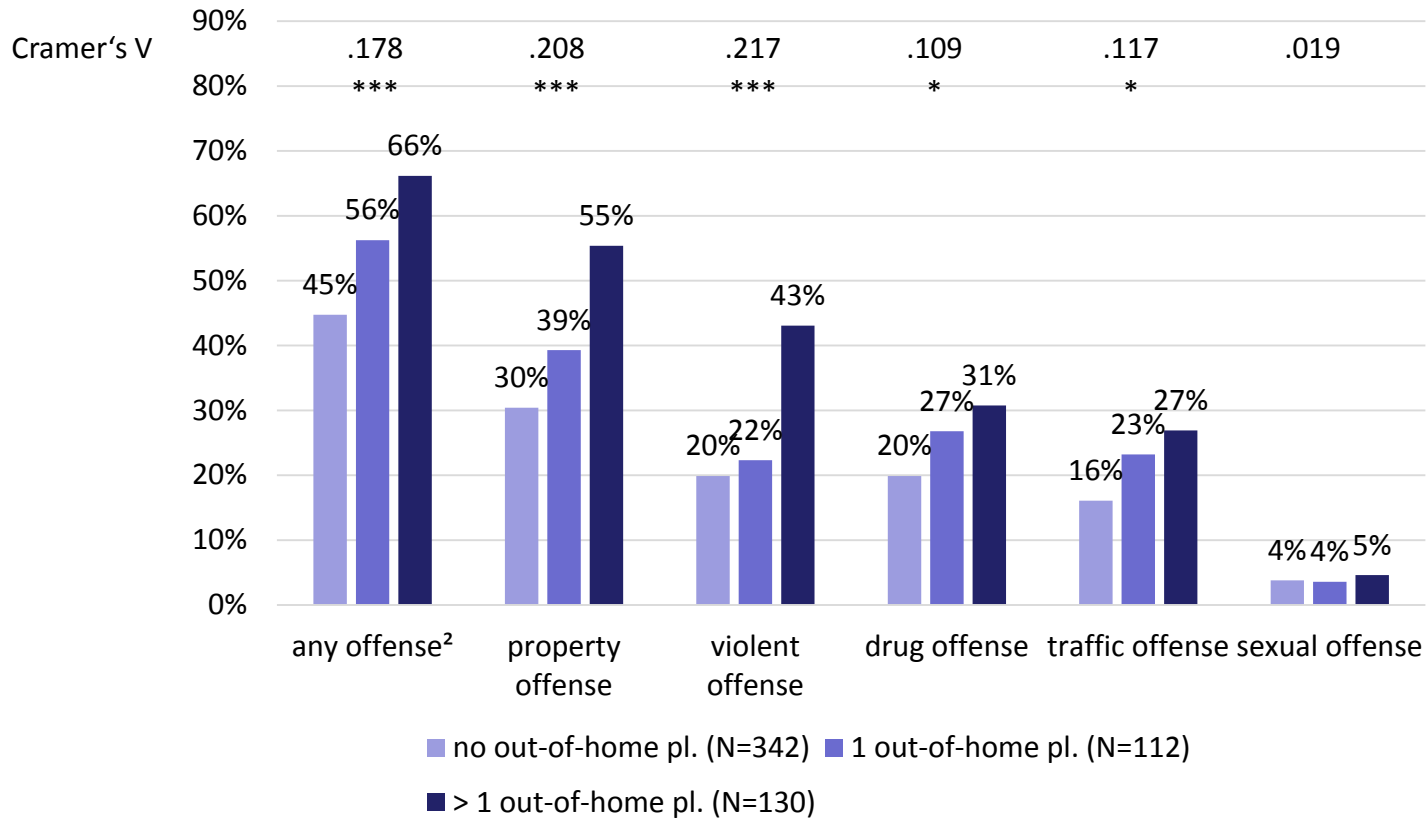
*** p<.001





At least one offense: earlier out-of-home placements

Proportion of participants with/without earlier out-of-home placements who were judged for at least one of the listed offenses



² Property offenses, violent offenses, drug offenses, traffic offenses, sex offenses, other offenses

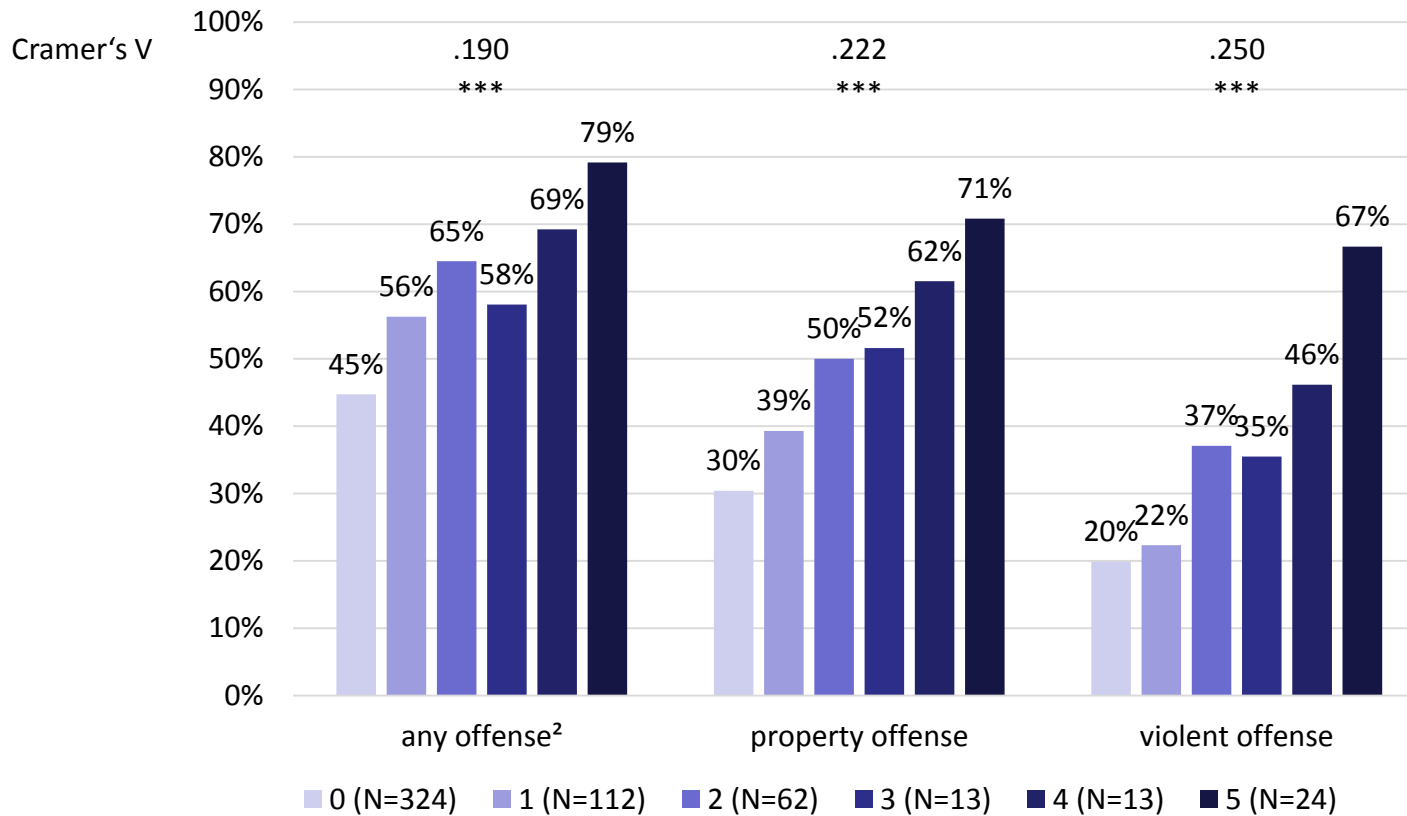
*** p<.001





At least one offense: earlier out-of-home placements

Proportion of participants with/without earlier out-of-home placements who were judged for at least one of the listed offenses



² Property offenses, violent offenses, drug offenses, traffic offenses, sex offenses, other offenses

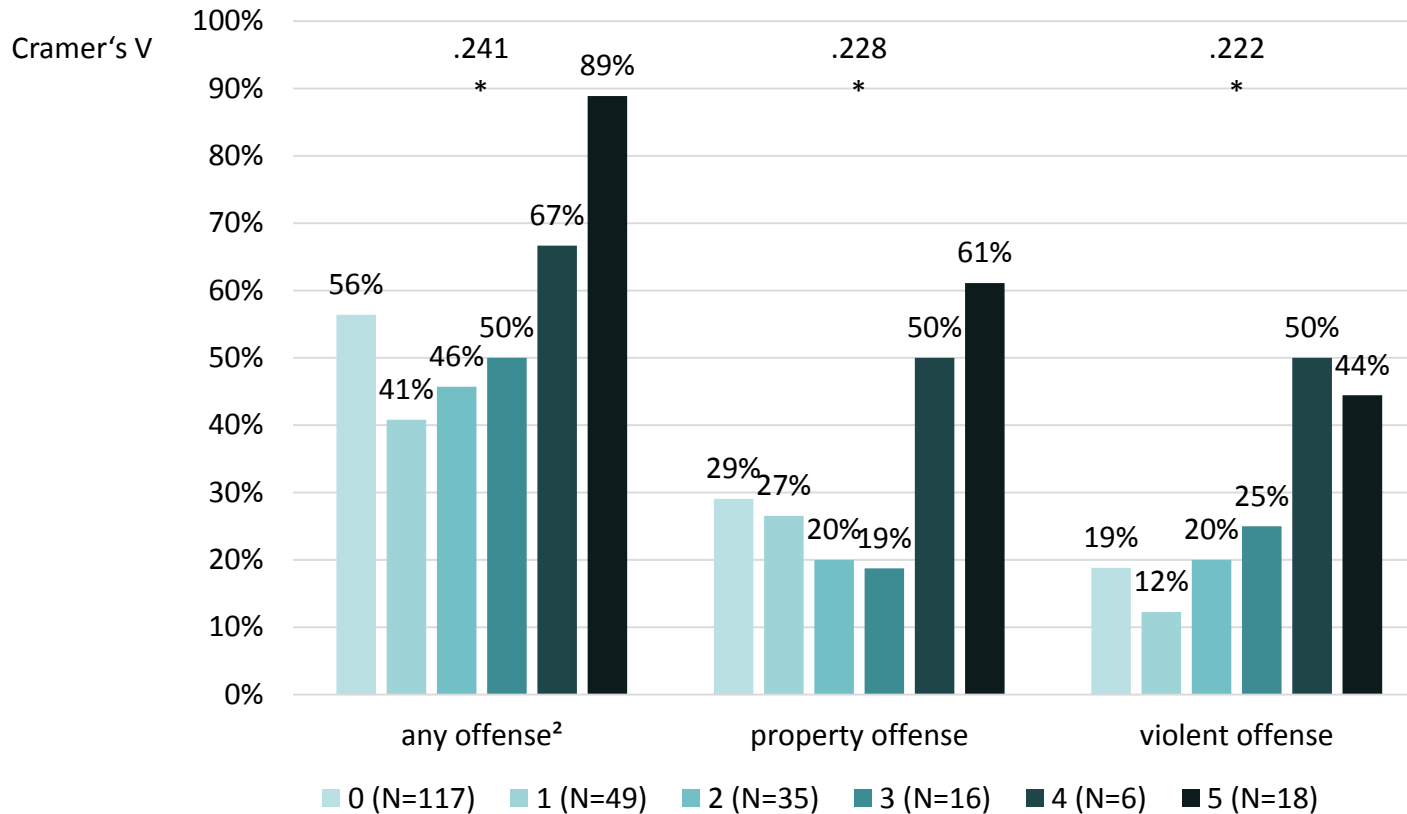
*** p<.001





Recidivism: earlier out-of-home placements

Proportion of participants with/without earlier out-of-home placements who were judged for at least one of the listed offenses after the end of MAZ. and were judged for any offense before the end of MAZ.



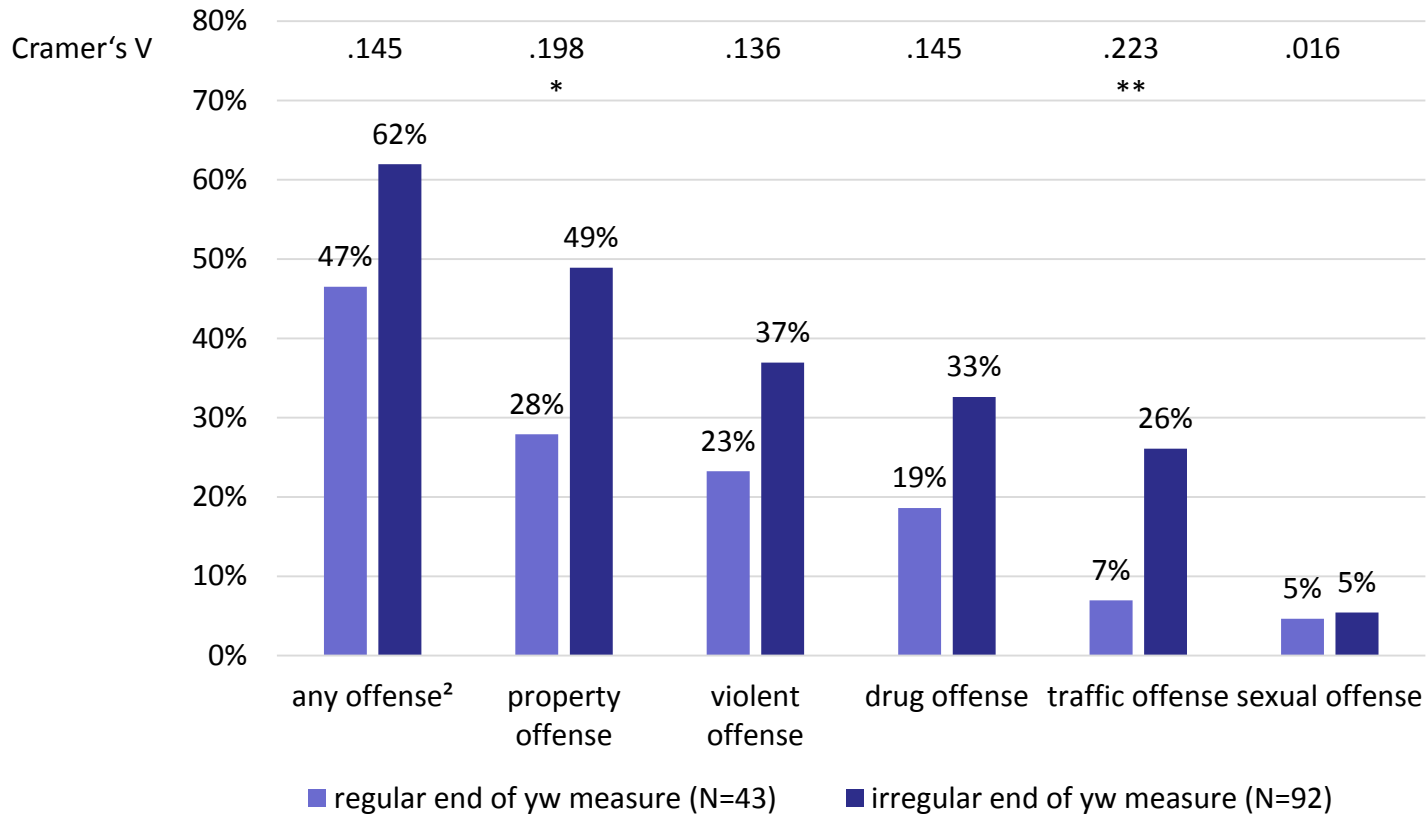
² Property offenses, violent offenses, drug offenses, traffic offenses, sex offenses, other offenses

* p<.05



At least one offense: dropouts

Proportion of participants with regular/irregular ends of youth welfare measures who were judged for at least one of the listed offenses



² Property offenses, violent offenses, drug offenses, traffic offenses, sex offenses, other offenses

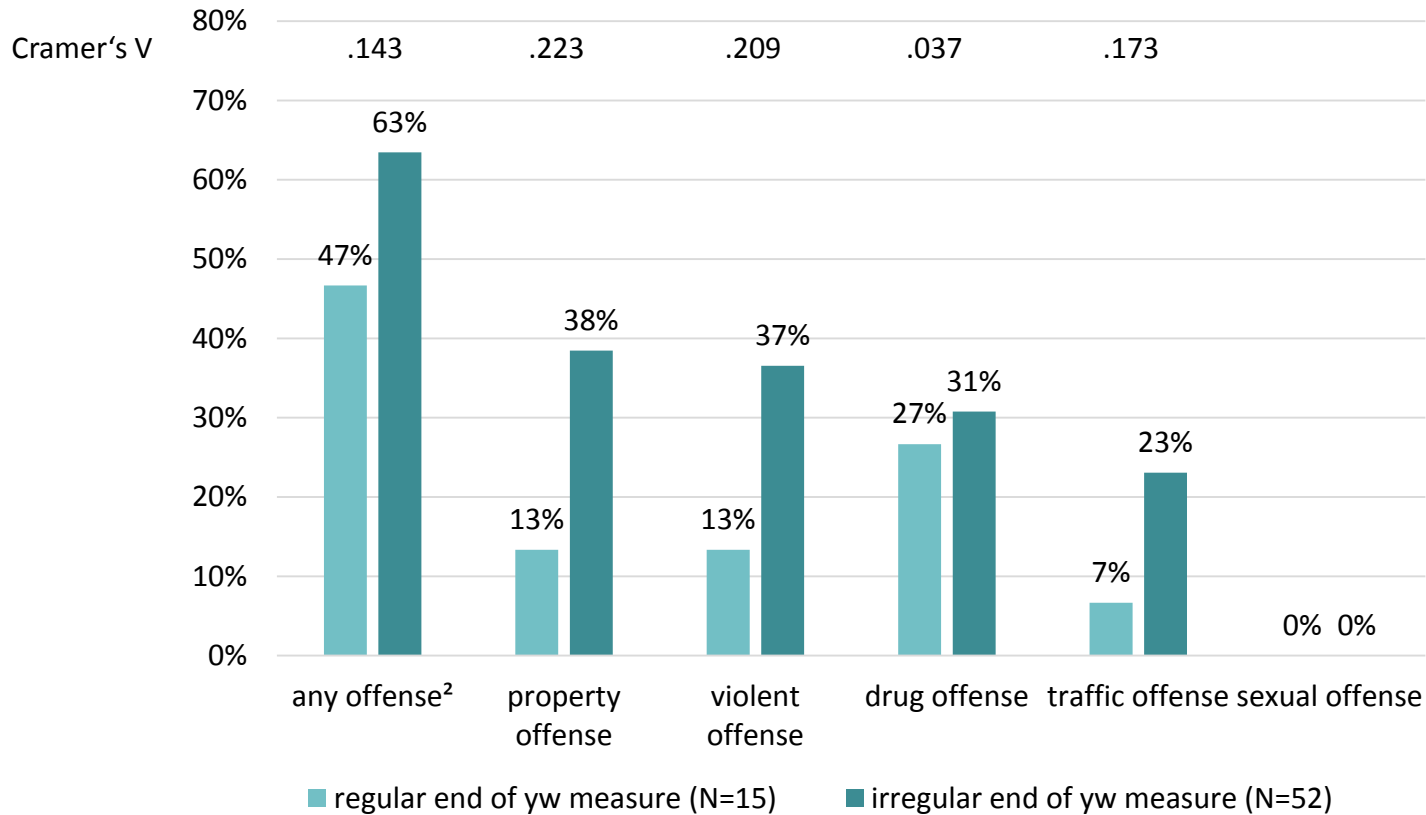
* p<.05, ** p<.01





Recidivism: dropouts

Proportion of participants with regular/irregular ends of youth welfare measures who were judged for at least one of the listed offenses after the end of MAZ. and were judged for any offense before the end of MAZ.

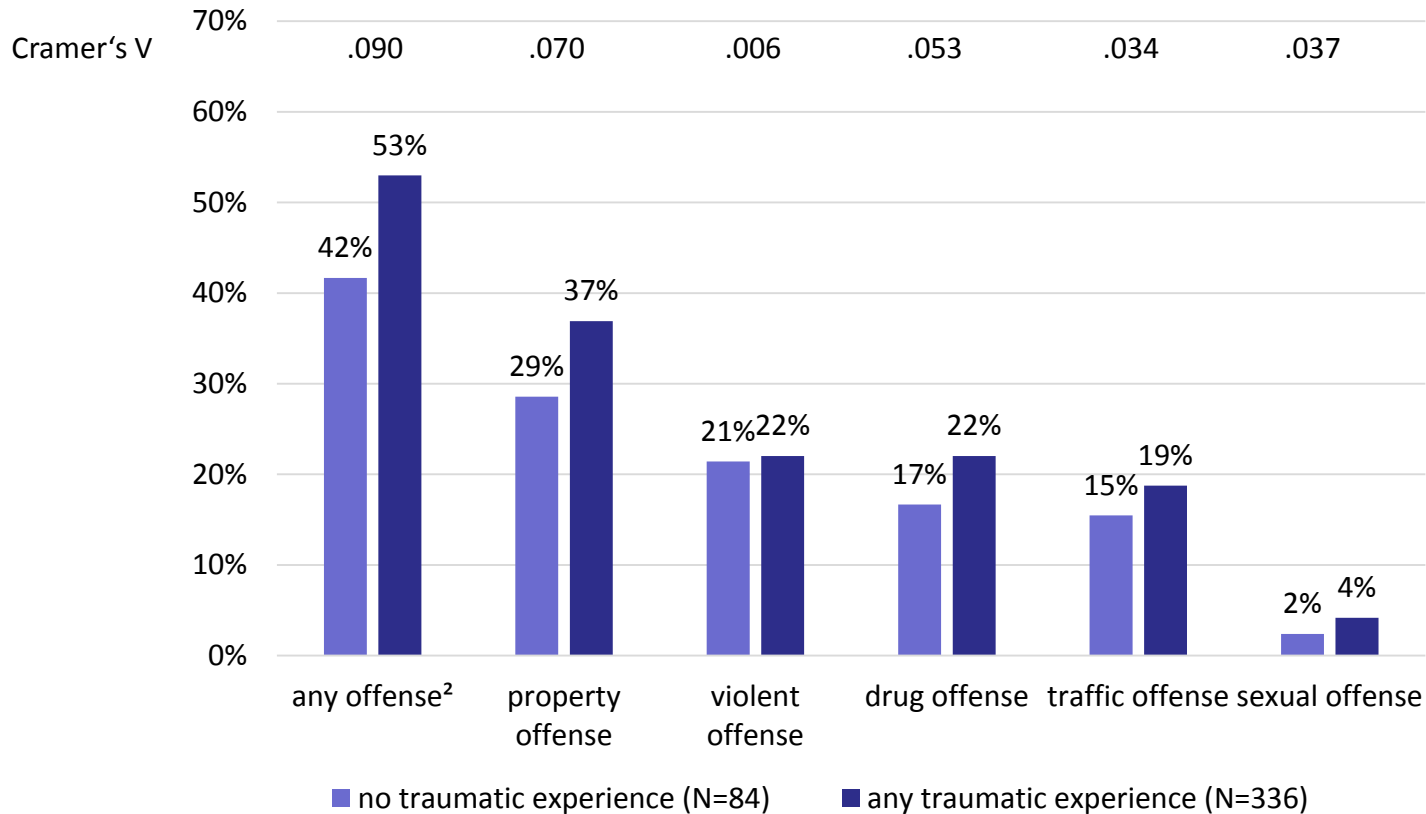


² Property offenses, violent offenses, drug offenses, traffic offenses, sex offenses, other offenses



At least one offense: any traumatic experience (ETI)

Proportion of participants with/without any traumatic experience who were judged for at least one of the listed offenses

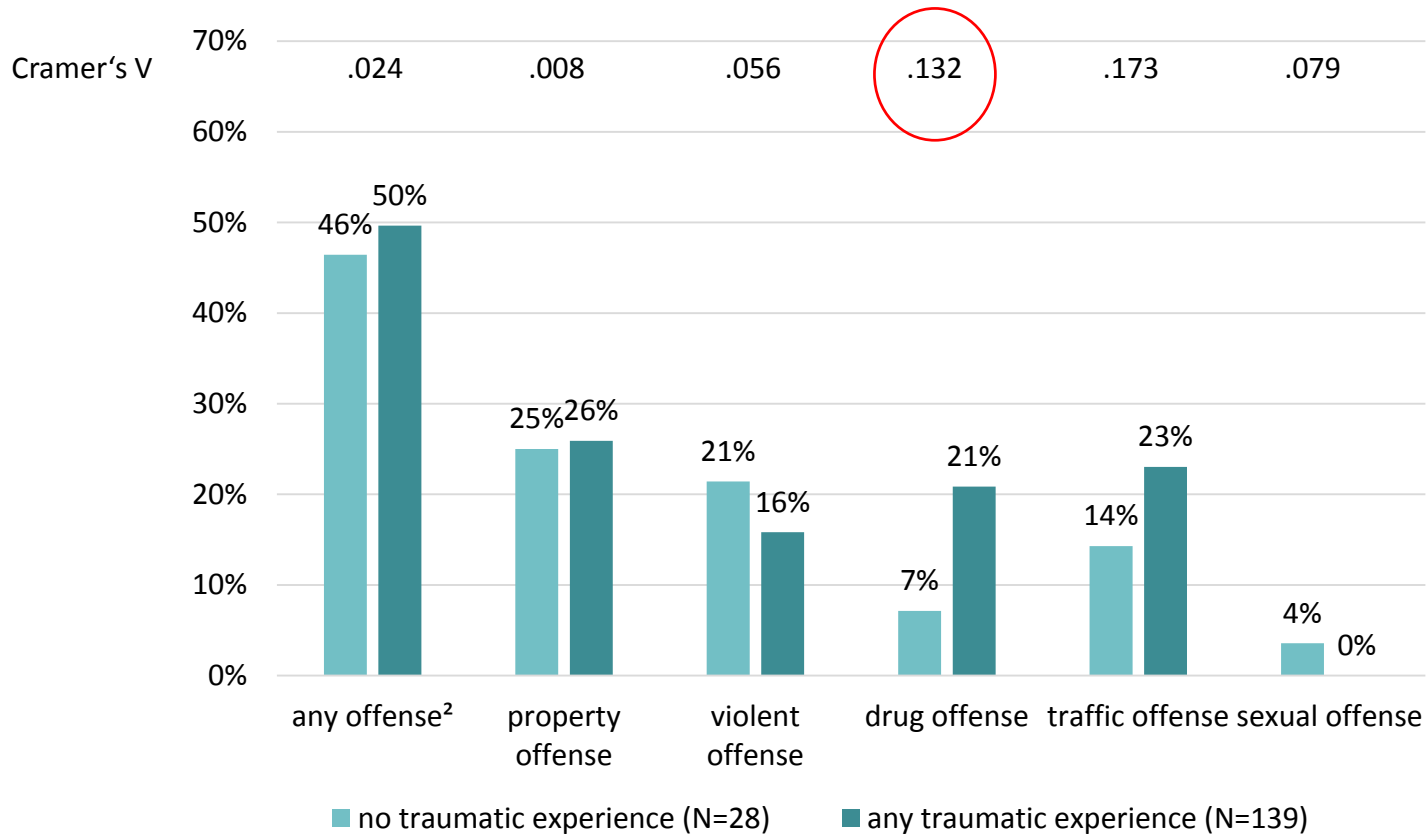


² Property offenses, violent offenses, drug offenses, traffic offenses, sex offenses, other offenses



Recidivism: any traumatic experience (ETI)

Proportion of participants with/without any traumatic experience who were judged for at least one of the listed offenses after the end of MAZ, and were judged for any offense before the end of MAZ.

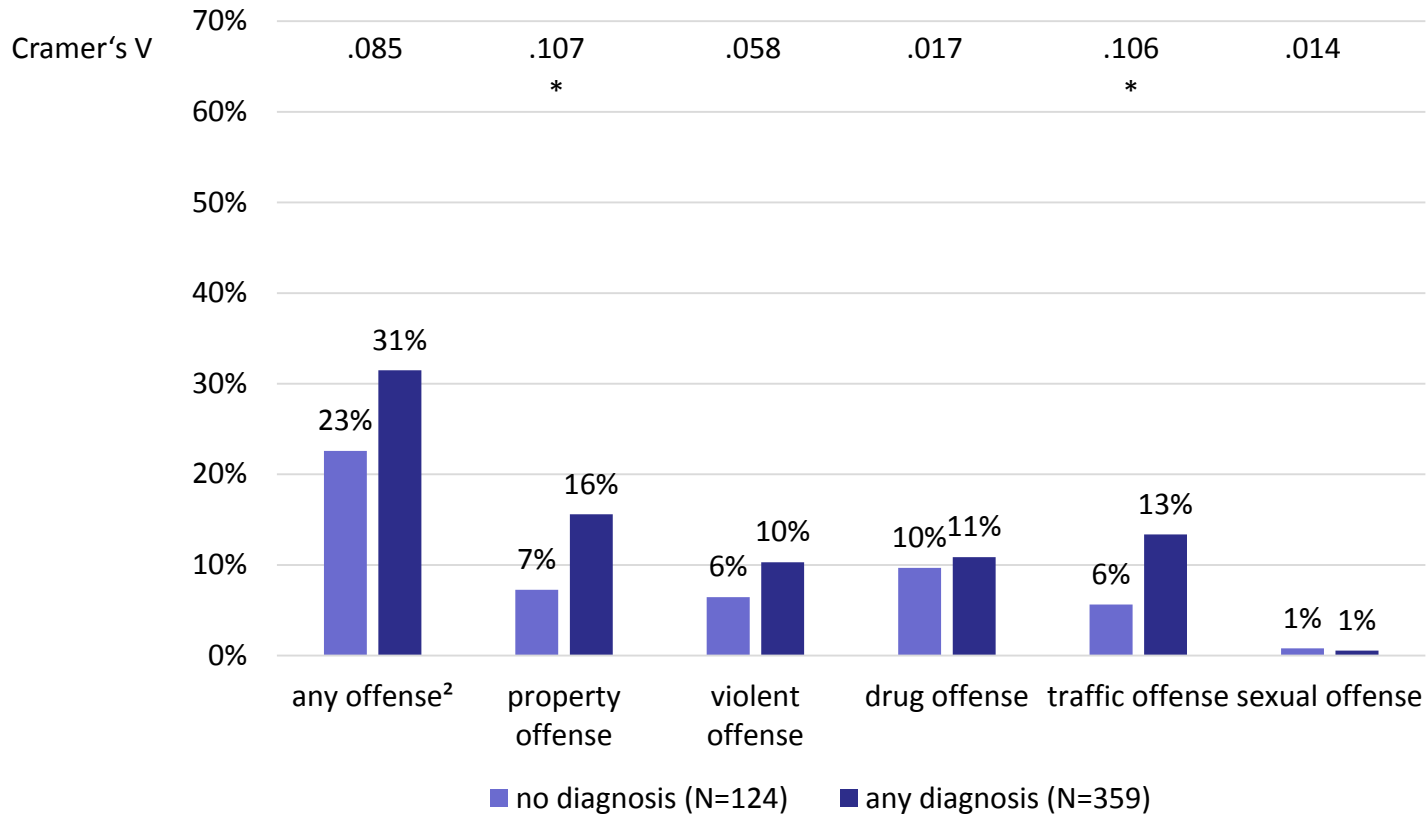


² Property offenses, violent offenses, drug offenses, traffic offenses, sex offenses, other offenses



At least one offense: any psychiatric disorder (Kiddie-SADS/SCID)

Proportion of participants with/without any psychiatric disorder who were judged for at least one of the listed offenses



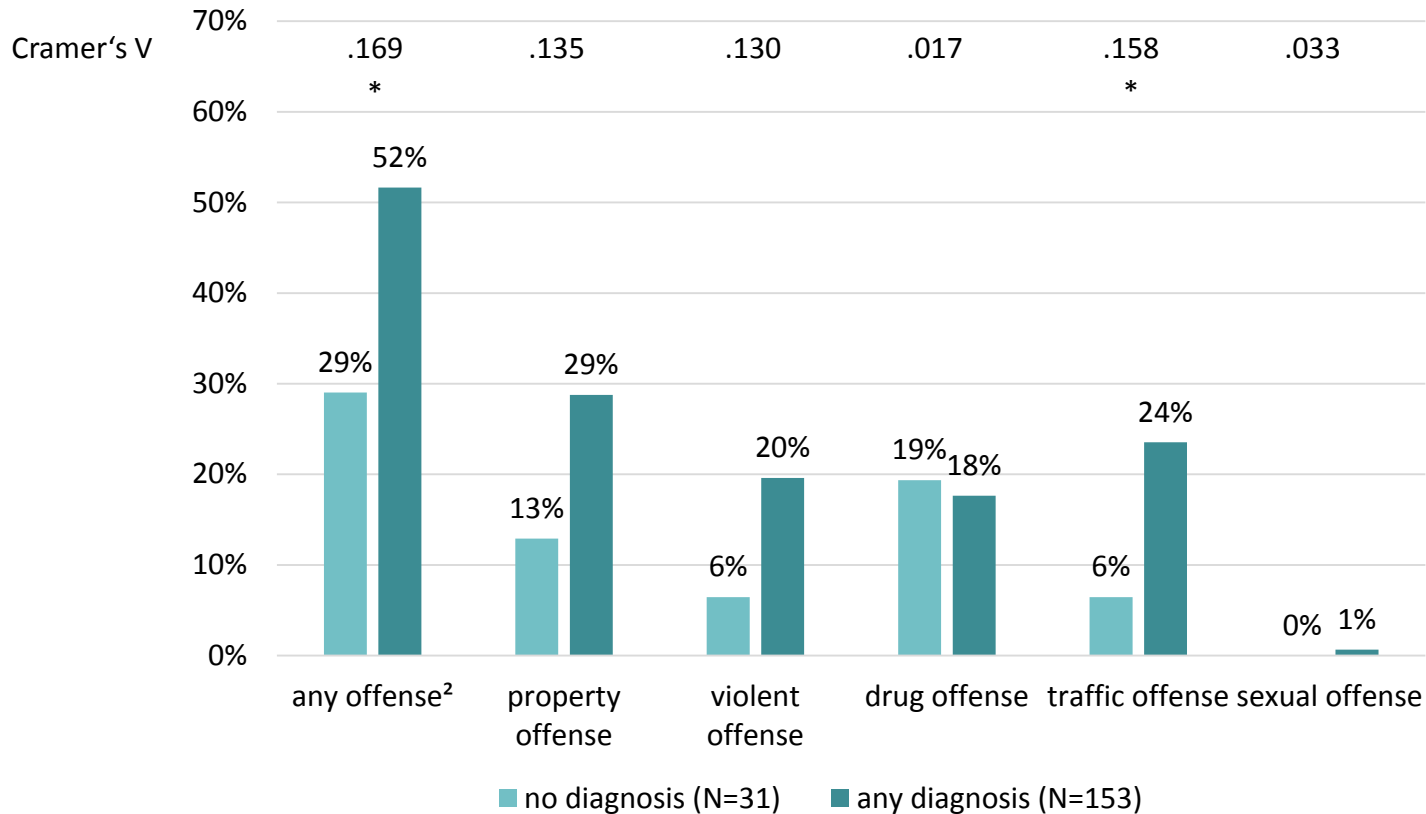
² Property offenses, violent offenses, drug offenses, traffic offenses, sex offenses, other offenses

* p < .05



Recidivism: any psychiatric disorder (Kiddie-SADS/SCID)

Proportion of participants with/without any psychiatric disorder who were judged for at least one of the listed offenses after the end of MAZ, and were judged for any offense before the end of MAZ.



² Property offenses, violent offenses, drug offenses, traffic offenses, sex offenses, other offenses

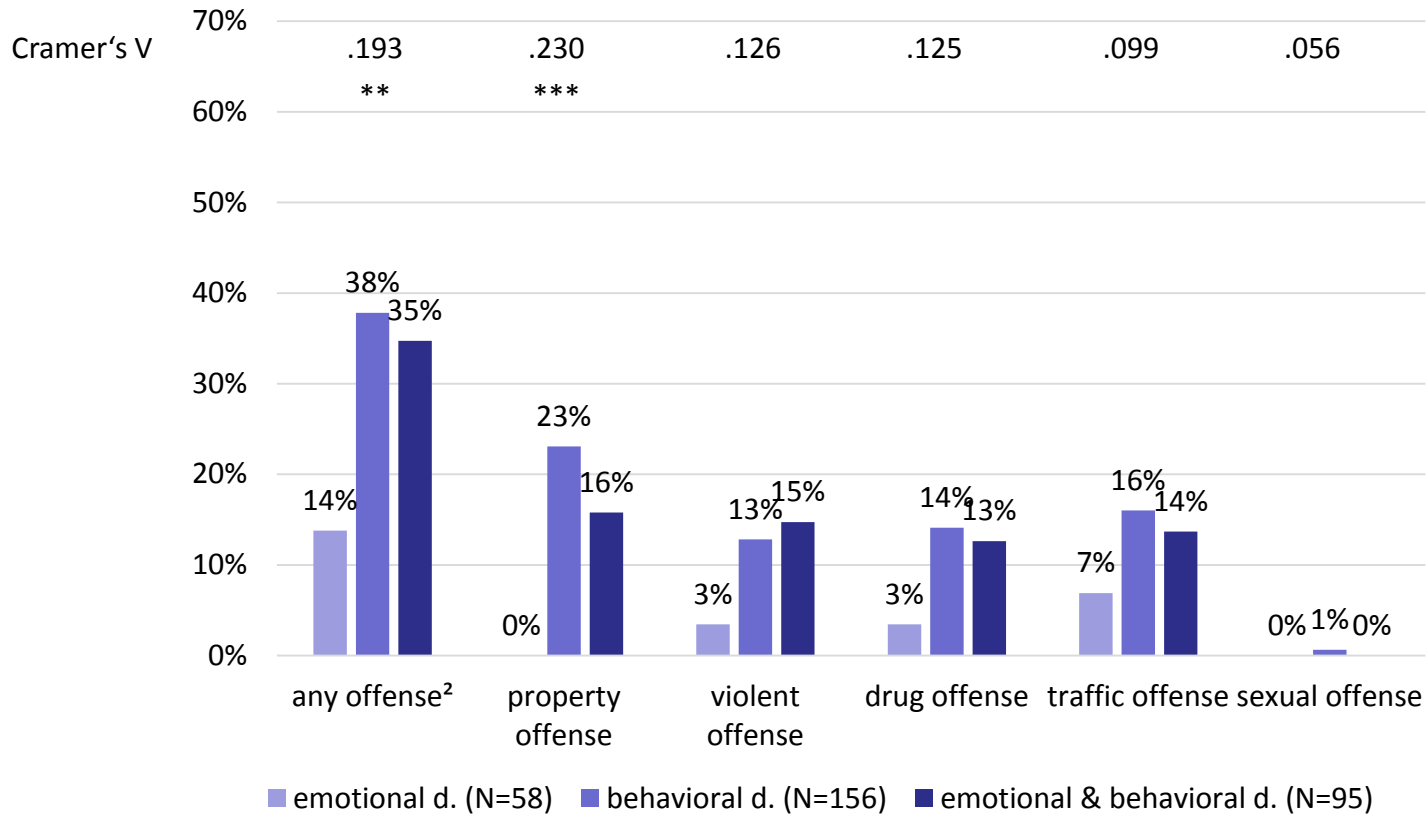
* p<.05





At least one offense: cluster of psychiatric disorders (Kiddie-SADS/SCID)

Proportion of participants with emotional, behavioral, or emotional and behavioral disorders who were judged for at least one of the listed offenses



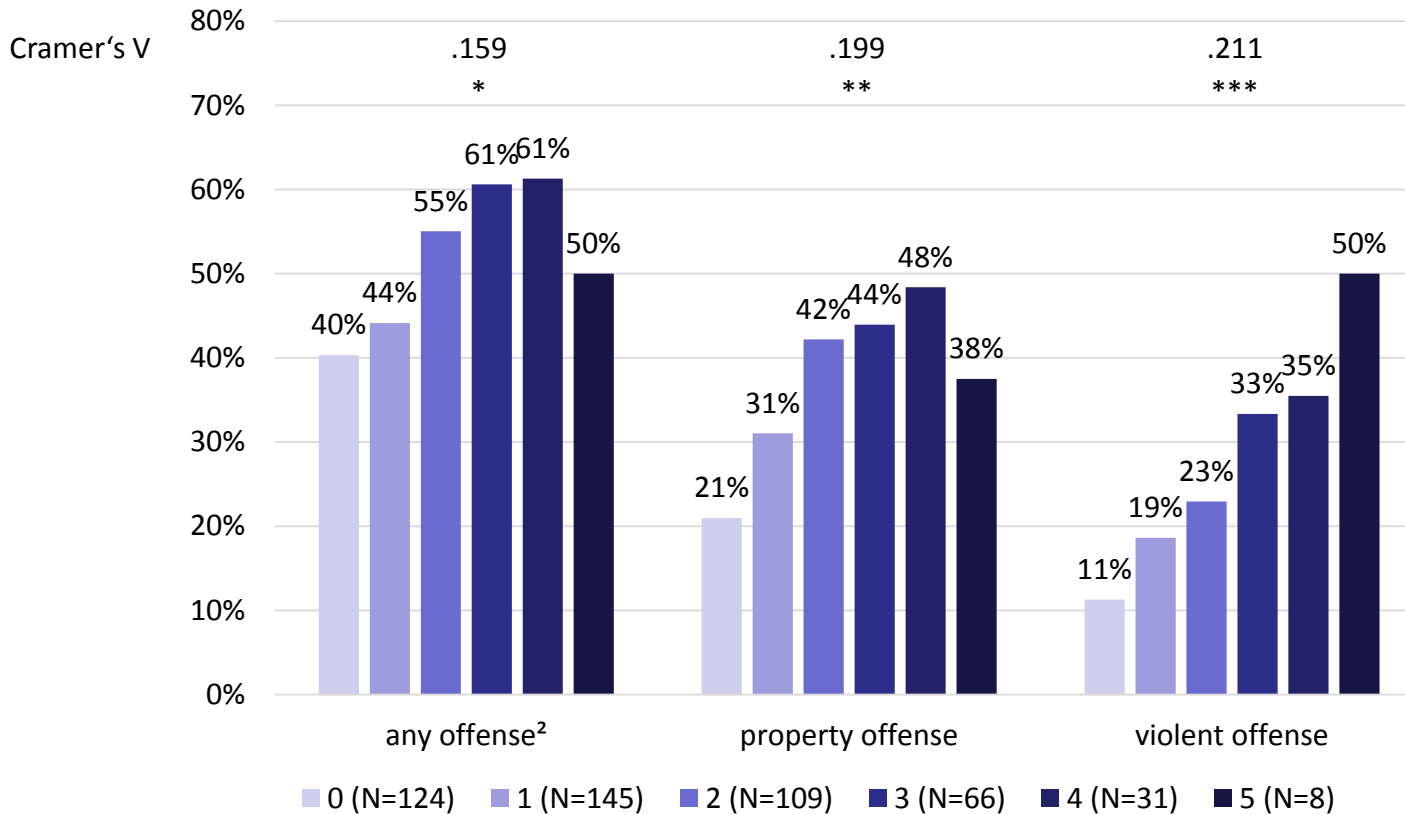
² Property offenses, violent offenses, drug offenses, traffic offenses, sex offenses, other offenses

** p<.01, *** p<.001



At least one offense: number of psychiatric disorders (Kiddie-SADS/SCID)

Proportion of participants with 0 to 5 different diagnoses who were judged for at least one of the listed offenses



* p<.05,

** p<.01, *** p<.001

² Property offenses, violent offenses, drug offenses, traffic offenses, sex offenses, other offenses



Conclusions

- Sample with a high impact of traumatic experiences (77%), especially interpersonal experiences (56%) and high prevalence of psychiatric disorders (74%), often comorbid diagnoses (60%; 26.5% with a combination of emotional and externalizing diagnoses), and several out-of-home-placements (51% at least one, 31% at least two).
- Accumulation of risk factors for delinquency and recidivism.
- Several risk factors raise the probability of delinquency and recidivism and need to be addressed during institutional education to prevent negative outcomes.



Conclusions

- 52% of the participants of MAZ. offended at least once.
- 54% of the participants with a conviction during MAZ. recidivated at least once.

- A vast difference in the proportion of convictions and recidivism compared to a school sample.
- Males commit more offenses than females (all categories). Only two significant differences in regard to recidivism: any offense, traffic offense.
- The more earlier-out-of placements, the higher the risk for delinquent behavior.
- Higher risk for offending and recidivism in participants with irregular ends of youth welfare measures (drop outs) compared to participants with regular termination of youth welfare measures.



Conclusions

- Traumatic experiences and recidivism: the probability for drug offenses is three times as high for participants with any traumatic experience than for those without (not significant).
- Traumatic experiences and delinquency: being the victim of interpersonal traumatic experiences significantly raises the probability for violent offenses.
- Psychiatric disorders raise the probability for committing property offenses and traffic offenses as well as the probability for recidivism of traffic offenses and any offense.
- No difference between the groups with behavioral disorders with and without comorbid emotional disorders.
- Increasing probability for committing offenses with increasing number of diagnoses.



Kinder- und Jugend-
psychiatrie / Psychotherapie

Universitätsklinikum Ulm

**Thank you very much for
your attention!**

**Klinik für Kinder- und Jugendpsychiatrie /
Psychotherapie des Universitätsklinikums Ulm**

Steinhövelstraße 5
89075 Ulm

www.uniklinik-ulm.de/kjpp



Ärztlicher Direktor: Prof. Dr. Jörg M. Fegert

